



BOTSWANA STOCK EXCHANGE







4th Floor, Fairscape Precinct, Plot 70667
 Fairgrounds | Private Bag 00417, Gaborone, Botswana
 T: + 267 367 4400 | F: +267 318 0175
 E: info@bse.co.bw | W: www.bse.co.bw

Daily Market Report

Wednesday 22 April 2026

Equity Boards														
Domestic Main														
Logo	BSE Code	TR Status	ISIN	FISN	CFI	Prev	Close	Last	Price Change	Volume	# TRX	Turnover	Issued Securities	Market Cap (Millions)
Agriculture														
	SEED-EQO		BW0000002005	SEEDCO/ORD SH	ESVUFR	3.50	3.50	3.50	0.00				394,083,775	1,379.29
Banking														
	ABBL-EQO	CD	BW0000000025	ABSA/ORD SH	ESVUFR	7.65	7.65	7.65	0.00	309	3	2,363.85	852,161,252	6,519.03
	ACC-EQO		BW0000002161	ACCESS/ORD SH	ESVUFR	2.04	2.04	2.04	0.00				725,000,000	1,479.00
	FNBB-EQO		BW0000000066	FNBB/ORD SH	ESVUFR	5.67	5.67	5.67	0.00				2,543,700,000	14,422.78
	SCBB-EQO		BW0000000165	STANCHART/ORD SH	ESVUFR	8.76	8.76	8.76	0.00				298,350,611	2,613.55
Energy														
	ENG-EQO	CA	BW0000000058	ENGEN/ORD SH	ESVUFR	14.25	14.25	14.25	0.00				159,722,220	2,276.04
Financial Services and Insurance														
	BIHL-EQO	XD	BW0000000033	BIHL/ORD SH	ESVUFR	23.51	23.51	23.51	0.00	10	1	235.10	284,870,652	6,697.31
	LETS-EQO	CA	BW0000000322	LETSHEGO/ORD SH	ESVUFR	0.85	0.85	0.85	0.00				2,175,038,644	1,848.78
ICT														
	BTCL-EQO		BW0000001569	BTCL/ORD SH	ESVUFR	1.46	1.46	1.46	0.00	1,085,055	22	1,584,180.30	1,050,000,000	1,533.00
Mining and Material														
	MIN-EQO	S, DB, CA	BW0000001759	MINERGY/ORD SH	ESVUFR	0.40	0.40	0.40	0.00				469,975,134	187.99
Property and Property Trust														
	FPC-EQU		BW0000001551	FAR/ORD SH	ESVUFR	1.80	1.80	1.80	0.00				498,225,643	896.81
	LLR-EQU	XD	BW0000001015	LETOLE/ORD SH	ESVUFR	3.05	3.05	3.05	0.00				280,000,000	854.00
	NAP-EQU		BW0000001049	NAP/ORD SH	ESVUFR	4.06	4.06	4.06	0.00				604,397,124	2,453.85
	PTPH-EQU	CA	BW0000000603	PRIMETIME/ORD SH	ESVUFR	1.65	1.65	1.65	0.00				264,321,718	436.13
	RDCP-EQU	XD	BW0000000124	RDCP/ORD SH	ESVUFR	2.55	2.55	2.55	0.00				947,790,922	2,416.87
	TURN-EQU	CA	BW0000000314	TURNSTAR/ORD SH	ESVUFR	2.06	2.06	2.06	0.00				572,153,603	1,178.64
Retail and Wholesaling														
	CHOP-EQO	XD	BW0000001072	CHOPPIES/ORD SH	ESVUFR	1.50	1.50	1.50	0.00	2,000	3	3,000.00	1,824,461,674	2,736.69
	OCCL-EQO		BW0000000553	OLYMPIA/ORD SH	ESVUFR	0.28	0.28	0.28	0.00				64,349,985	18.02
	SECH-EQO	CD	BW0000000140	SECHABA/ORD SH	ESVUFR	39.00	39.00	39.00	0.00				110,616,859	4,314.06
	SEF-EQO		BW0000000157	SEFALANA/ORD SH	ESVUFR	16.00	16.00	16.00	0.00	556	3	8,896.00	250,726,709	4,011.63
Security Services														
	G4S-EQO	DB	BW0000000397	G4S/ORD SH	ESVUFR	0.91	0.91	0.91	0.00				80,000,000	72.80
Tourism														
	CHOB-EQO		BW0000000041	CHOBE/ORD SH	ESVUFR	18.52	18.55	18.55	0.03	505	2	9,367.75	89,439,642	1,659.11
	CRE-EQO		BW0000000892	CRESTA/ORD SH	ESVUFR	1.17	1.17	1.17	0.00				184,634,944	216.02
Domestic Main Total										1,088,435	34	1,608,043.00	14,724,021,111	60,221.40
Foreign Main														
Logo	BSE Code	TR Status	ISIN	FISN	CFI	Prev	Close	Last	Price Change	Volume	# TRX	Turnover	Issued Securities	Market Cap (Millions)
Financial Services and Insurance														
	INVE-EQO		ZAE000081949	INVESTEC/ORD SH	ESVUFR	119.10	119.10	119.10	0.00				248,036,302	29,541.12
Mining and Material														
	ANGL-EQO	XD	GB00BTK05J60	ANGLO/ORD SH	ESVUFR	681.46	681.46	681.46	0.00				1,178,050,272	802,794.14
	BTE-EQO		AU0000224552	BOTALA/ORD SH	ESVUFR	0.87	0.87	0.87	0.00				390,186,255	339.46
	SHUM-EQO		MU0397S00002	SHUMBA/ORD SH	ESVUFR	0.90	0.90	0.90	0.00				301,085,017	270.98
	TLOU-EQO		AU000000T0U2	TLOU/ORD SH	ESVUFR	0.53	0.53	0.53	0.00				1,298,584,319	688.25
Retail and Wholesaling														
	CAS-EQO		ZAE400000036	CA SALES/ORD SH	ESVUFR	14.15	14.15	14.15	0.00				481,218,764	6,809.25
Foreign Main Total										0.00	0.00	0.00	3,897,160,929	840,443.20
Foreign Venture Capital														
Logo	BSE Code	TR Status	ISIN	FISN	CFI	Prev	Close	Last	Price Change	Volume	# TRX	Turnover	Issued Securities	Market Cap (Millions)
Mining and Material														
	BMIN-EQO		GB00B5TFC825	BMIN/ORD SH	ESVUFR	0.20	0.20	0.20	0.00				1,658,002,899	331.60
	LUC-EQO		CA54928Q1081	LUCARA/ORD SH	ESVUFR	4.00	4.00	4.00	0.00				1,488,549,184	5,954.20
Foreign Venture Capital Total										0.00	0.00	0.00	3,146,552,083	6,285.80
Investment Entities														
Logo	BSE Code	TR Status	ISIN	FISN	CFI	Prev	Close	Last	Price Change	Volume	# TRX	Turnover	Issued Securities	Market Cap (Millions)
Financial Services and Insurance														
	GR1B-EQP	CD	ZAE400000234	GR1 LTD/PREF B SH	EPRRNR	136.00	136.00		0.00				10,000,000	1,360.00
Investment Entities Total										0.00	0.00	0.00	10,000,000	1,360.00

Total Equity Summary for 2026-04-22	1,088,435	34	1,608,043.00	21,777,734,123	908,310.39
-------------------------------------	-----------	----	--------------	----------------	------------

Other Boards														
Exchange Traded Funds														
Logo	BSE Code	TR Status	ISIN	FISN	CFI	Prev	Close	Last	Price Change	Volume	# TRX	Turnover	Issued Securities	Market Cap (Millions)
Foreign Exchange Traded Funds														
	ADBF-ETF	XD	MU0607S00004	ADBUND/ ETF BWP	CEOXBU	109.48	109.48	109.48	0.00				6,186,832	677.33
	NEWG-ETF		ZAE000060067	NEWGOLD/ ETF BWP	CEOXBU	594.40	594.40	594.40	0.00	9	1	5,349.60	56,637,939	33,665.59
	NGPL-ETF		ZAE000182507	NEWPALLADIUM/ EFT	CEOXBU	229.00	229.00	229.00	0.00				2,224,696	509.46
	NGPT-ETF		ZAE000177580	NEWPLATINUM/ ETF	CEOXBU	288.00	260.00	260.00	(28.00)	60	1	15,600.00	22,000,000	5,720.00
	VGE-ETF		ZAE000338786	VGEPPFAM/ETF BWP	CEOXBU	8.43	8.43	8.43	0.00				6,529,258	55.04
Exchange Traded Funds Total										69	2	20,949.60	93,578,725	40,627.42
Serala OTC														
Logo	BSE Code	TR Status	ISIN	FISN	CFI	Prev	Close	Last	Price Change	Volume	# TRX	Turnover	Issued Securities	Market Cap (Millions)
Banking														
	BBS-EQO		BW0000001965	BBS/ORD SH	ESVUFR	0.70	0.70	0.70	0.00				487,452,548	341.22
Serala OTC Total										0.00	0.00	0.00	487,452,548	341.22
Total Market Summary for 2026-04-22										1,088,504	36	1,628,992.60	22,358,765,396	949,279.03

NB. All values are quoted in BWP unless otherwise specified.

Dividend and Interest Payments Schedule


























































BSE Code	Declaration Date	Type of Payment	Dividend (Gross)	Interest (Gross)	Ex Dividend Date	LDR (Last Day to Settle "cum")	Payment Date
BTCL-EQO	27-Nov-25	Interim	5.15 thebe per share		07-Jan-26	09-Jan-26	21-Jan-26
ANGL-EQO	20-Feb-26	Final	219.78080 thebe per share		11-Mar-26	13-Mar-26	06-May-26
FNBB-EQO	02-Mar-26	Interim	15 thebe per share		18-Mar-26	20-Mar-26	01-Apr-26
RDCP-EQU	20-Mar-26	Final	0.105 Thebe per ordinary share	4.643 thebe per debenture	14-Apr-26	16-Apr-26	28-Apr-26
CHOP-EQO	25-Mar-26	Interim	1 thebe per ordinary share		15-Apr-26	17-Apr-26	29-Apr-26
ABBL-EQO	26-Mar-26	Final	57.74 thebe per ordinary share		14-May-26	18-May-26	27-May-26
CAS-EQO	26-Mar-26	Final	28.69 cents per share		15-Apr-26	17-Apr-26	20-Apr-26
LLR-EQU	27-Mar-26	Interim	0.05 thebe per share	4.35 thebe per limked unit	13-Apr-26	15-Apr-26	27-Apr-26
BIHL-EQO	27-Mar-26	Final	56 thebe per share		14-Apr-26	16-Apr-26	23-Apr-26
SECH-EQO	31-Mar-26	Final	137.38 thebe per share		15-May-26	19-May-26	29-May-26
SECH-EQO	31-Mar-26	Special	157.48 thebe per share		15-May-26	19-May-26	29-May-26
ADBF-ETF	03-Apr-26	Final	USD 0.38 per share		20-Apr-26	22-Apr-26	08-May-26
GR1B-EQP	15-Apr-26	Final	225.559242 per A Preference		04-May-26	30-Apr-26	04-May-26
GR1B-EQP	15-Apr-26	Final	0.080981 per Ordinary		04-May-26	30-Apr-26	04-May-26

X-News			
Date Announced	Date Released	BSE Code	Subject
22-Apr-26	22-Apr-26	G4S-EQO	BOARD APPOINTMENT AND RESIGNATION
22-Apr-26	22-Apr-26	CAS-EQO	ACCEPTANCE OF OPTIONS BY CA&S DIRECTORS AND DIRECTORS OF A MAJOR SUBSIDIARY IN TERMS OF THE COMPANY SHARE INCENTIVE SCHEME

Bond Indices				
Name of Index	Opening Index	Closing Index	Index Change	% Change
BBI	211.74	211.78	0.04	0.04
GOVI	199.46	199.50	0.04	0.04
CORPI	291.979	292.07	0.09	0.09
BBIFIXED	110.862	110.88	0.02	0.02

BSE BOND INDEX SERIES (BBIS) is reported with a one(1) day lag (as updated by BSE)

Equity Indices				
Name of Index	Opening Index	Closing Index	Index Change	% Change
Market Capitalisation				
DCI	11,116.38	11,116.87	0.50	0.00
FCI	4,256.20	4,256.20	0.00	0.00
Total Return				
DCTRI	3,988.78	3,988.96	0.18	0.00
LASI	3,003.59	3,003.60	0.01	0.00
FRSI	2,902.99	2,902.99	0.00	0.00
DFSI	2,707.60	2,707.60	0.00	0.00

BONDS																
Logo	BSE Code	TR Status	ISIN	FISN	CFI	Nominal Value (BWP Millions)	Maturity Date	Coupon Type	Coupon Rate	Bid	Ask	Price	Yield (%)	Volume	Turnover	Interest Due Date
Government Bonds																
	BOTSGB0527		BW0000002740	BW/5.5 BD 20270505 SR GOVT GTD	DBFUF	4109.33	05-May-27	Fixed	5.50%	11.50	11.42	96.027	9.90			05-NOV & 05-MAY
	BOTSGB0635		BW0000003995	BW/8.6 BD 20250606 SR GOVT GTD	BBFUF	3372.87	06-Jun-35	Fixed	8.60%	12.20	12.20	86.494	11.55			06-DEC & 06-JUN
	BOTSGB0640		BW0000001437	BW/6.0 BD 20400613 SR GOVT GTD	DBFUF	6569.48	13-Jun-40	Fixed	6.00%	12.60	12.50	58.632	12.60			13-DEC & 13-JUN
	BOTSGB0929		BW0000001981	BW/4.8 BD 20290705 SR GOVT GTD	DBFUF	6941.31	05-Sep-29	Fixed	4.80%	11.60	11.52	83.172	10.20			05-MAR & 05-SEP
	BOTSGB0931		BW0000001213	BW/7.75 BD 20310910 SR GOVT GTD	DBFUF	7141.00	10-Sep-31	Fixed	7.75%	11.80	11.70	84.524	11.88			30-APR & 31-OCT
	BOTSGB0943		BW0000001999	BW/5.3 BD 20430902 SR GOVT GTD	DBFUF	7362.59	02-Sep-43	Fixed	5.30%	12.70	12.50	48.037	12.85			02-MAR & 02-SEP
	BOTSGB1150		BW0000006584	BW/11.80 BD 20500211 SR GOVT GTD	DBFUF	1215.48	02-Nov-50	Fixed	11.80%	13.30	13.20	93.916	13.30			02-MAY & 02-NOV
Government Bonds Total														0.00	0.00	
Commercial Paper																
	LAHL-CPB-0127-307		BW0000006873	LAHL/18.00 BD 20270119 SR 307/1 UN	DBFUF	8.00	19-Jan-27	Fixed	18.00%							30-DEC & 30-JUN
	LAHL-CPB-0227-311		BW0000006915	LAHL/19.30 BD 20270217 SR 311/1 UN	DBFUF	5.50	17-Feb-27	Fixed	19.30%							
	LAHL-CPB-0227-312		BW0000006949	LAHL/19.30 BD 20270218 SR 312/1 UN	DBFUF	12.00	18-Feb-27	Fixed	19.30%							
	LAHL-CPB-0227-313		BW0000006956	LAHL/19.30 BD 20270218 SR 313/1 UN	DBFUF	1.00	18-Feb-27	Fixed	19.30%							
	LAHL-CPB-0526-279A		BW0000006204	LAHL/18.00 BD 20260519 SR 279A/1 UN	DBFUF	9.95	19-May-26	Fixed	18.00%			100.00	99.50			21-NOV & 19-MAY
	LAHL-CPB-0526-287		BW0000006378	LAHL/18.00 BD 20260528 SR 287/1 UN	DBFUF	4.50	28-May-26	Fixed	18.00%			100.00	18.00			28-MAY
	LAHL-CPB-0526-314		BW0000006964	LAHL/18.50 BD 20260526 SR 314/1 UN	DBFUF	82.00	26-May-26	Fixed	18.50%							
	LAHL-CPB-0526-316		BW0000006998	LAHL/18.00 BD 20260528 SR 316/1 UN	DBFUF	7.40	28-May-26	Fixed	18.00%							
	LAHL-CPB-0626-284		BW0000006345	LAHL/17.50 BD 20260618 SR 284/1 UN	DBFUF	20.00	18-Jun-26	Fixed	17.50%							21-NOV & 18-JUN & 17-DEC
	LAHL-CPB-0626-285		BW0000006352	LAHL/18.00 BD 20260624 SR 285/1 UN	DBFUF	40.00	24-Jun-26	Fixed	18.00%							24-DEC & 24-DEC & 24-JUN & 21-NOV
	LAHL-CPB-0726-303		BW0000006758	LAHL/18.00 BD 20260708 SR 303/1 UN	DBFUF	35.00	08-Jul-26	Fixed	18.00%							
	LAHL-CPB-1026-309		BW0000006899	LAHL/19.00 BD 20261028 SR 309/1 UN	DBFUF	40.00	28-Oct-26	Fixed	19.00%							04-AUG & 04-MAY & 28-OCT
	LAHL-CPB-1126-295		BW0000006634	LAHL/19.00 BD 20261111 SR 295/1 UN	DBFUF	6.50	11-Dec-26	Fixed	18.00%							11-NOV & 11-MAY
	LAHL-CPB-1126-298		BW0000006683	LAHL/18.00 BD 20261125 SR 298/1 UN	DBFUF	10.00	25-Nov-26	Fixed	18.00%							11-NOV & 25-DEC
	LAHL-CPB-1126-301		BW0000006717	LAHL/18.00 BD 20261126 SR 301/1UN	DBFUF	16.00	26-Nov-26	Fixed	18.80%			100.00	18.80			28-NOV
	LAHL-CPB-1126-302		BW0000006725	LAHL/19.00 BD 20261126 SR 302/1UN	DBFUF	50.00	26-Nov-26	Fixed	19.00%							27-MAY & 26-NOV
	LAHL-CPB-1226-306		BW0000006865	LAHL/18.00 BD 20261230 SR 306/1 UN	DBFUF	100.00	30-Dec-27	Fixed	18.00%							20-APR & 19-JAN & 20-JUL & 20-OCT
Commercial Paper Total														0.00	0.00	
Corporate Bonds																
	AABL-CRB-1228-021		BW0000004985	ABBL/8.3 BD 20281206 SR 21/1 UNSEC	DBFUF	88.20	06-Dec-28	Fixed	8.30%	18.55		92.505	11.48			29-DEC & 06-JUN
	ABBL-CRB-1230-022		BW0000006766	ABBL/12.5 BD 20301218 SR 22/1 UNSEC	DBFUF	200.00	18-Dec-30	Fixed	12.50%							18-JUN & 18-DEC
	ACC-CRB-1126-001		BW0000004894	ACC/8.5 BD 20261129 SR 1/1 UNSEC	DBFUF	30.00	29-Nov-26	Fixed	8.50%							29-NOV & 29-MAY
	ACC-CRB-1128-002		BW0000004902	ACC/9.25 BD 20281129 SR 2/1 UNSEC	DBFUF	70.90	29-Nov-28	Fixed	9.50%			93.717	9.87			29-NOV & 29-MAY
	BBS012		BW0000002856	BBS/VAR BD 20260809 SR 12 UNSEC	DBVUP	64.47	09-Aug-26	Floating				101.03	8.76			09-AUG & 09-AUG
	BDC001		BW0000001601	BDC/VAR BD 20290609 SR 1/1 UNSEC	DBVUP	82.03	09-Jun-29	Floating				102.311	9.86			09-JUN & 09-DEC
	BDC003		BW0000001932	BDC/VAR BD 20290609 SR 3/1 UNSEC	DBVUP	142.53	09-Jun-29	Floating				101.834	9.36			09-JUN & 09-DEC
	BDC004		BW0000002476	BDC/8.0 BD 20310925 SR 4 UNSEC	DBFUF	162.14	25-Sep-31	Fixed	8.00%			81.99	8.00			25-MAR & 25-SEP
	BHC028		BW0000002617	BHC/7.75 BD 20280216 JR 3/1 UNSEC	DBFUF	100.00	16-Feb-28	Fixed	7.75%			96.383	9.51			16-FEB & 16-AUG
	BHC-CRB-1230-03		BW0000006733	BHC/14.50 BD 20301210 SR03/1 UNSEC	DBFUF	185.00	10-Dec-30	Fixed	14.50%							10-JUN & 10-DEC
	BHC-CRB-1232-04		BW0000006741	BHC/15.00 BD 20321210 SR04/1 UNSEC	DBFUF	100.00	10-Dec-32	Fixed	15.00%							10-DEC & 10-JUN
	BSB-CRB-0128-04		BW0000003615	BSB/VAR BD 20280109 SR 1/1 UNSEC	DBVUP	82.00	09-Jan-28	Floating				100.022	8.26			09-JAN & 09-JUL
	BSB-CRB-0428-07		BW0000006113	BSB/9.05 BD 20280415 SR 07/1 UN	DBFUF	15.00	15-Apr-28	Fixed	9.05%							
	BSB-CRB-1227-03		BW0000003599	BSB/VAR BD 20271209 SR 3/1 UNSEC	DBVUP	60.00	09-Dec-27	Floating								09-JUN & 09-DEC
	BSB-CRB-1233-05		BW0000004811	BSB/10.5 BD 20331211 JR 5/1 UNSEC	DBFUF	150.05	11-Dec-33	Fixed	10.05%							11-DEC & 11-JUN
	BSB-CRB-1234-06		BW0000005859	BSB/10.6 BD 20341219 JR 06/1 UNSEC	DBFUF	50.00	19-Dec-34	Fixed	10.60%							19-JUN & 19-DEC
	LAHL-CPB-0526-300		BW0000006709	LAHL/18.60 BD 20260525 SR 300/1UN	DBFUF	14.10	25-May-26	Fixed	18.60%							25-MAY
	LAHL-CRB-0128-305		BW0000006816	LAHL/17.50 BD 20280106 SR 305/1 UN	DBFUF	10.00	06-Jan-28	Fixed	17.50%							
	LAHL-CRB-0227-224		BW0000005131	LAHL/10 BD 20270203 SR224/1 UNSEC	DBFUF	30.00	03-Feb-27	Fixed	10.00%							03-FEB
	LAHL-CRB-0228-308		BW0000006881	LAHL/18.50 BD 20280202 SR 308/1 UN	DBFUF	50.00	02-Feb-28	Fixed	18.50%							02-FEB & 02-AUG & 02-MAY & 02-NOV
	LAHL-CRB-0228-310		BW0000006907	LAHL/18.50 BD 20280210 SR 310/1 UN	DBFUF	15.00	10-Feb-28	Fixed	18.50%							
	LAHL-CRB-0526-235		BW0000005347	LAHL/9.75 BD 20260508 SR235/1UNSEC	DBFUF	22.00	08-May-26	Fixed	9.75%							08-MAY & 08-NOV
	LAHL-CRB-0526-236		BW0000005354	LAHL/9.75 BD 20260508 SR236/1UNSEC	DBFUF	22.00	08-May-26	Fixed	9.75%							08-MAY & 08-NOV
	LAHL-CRB-0526-237		BW0000005362	LAHL/9.75 BD 20260508 SR237/1UNSEC	DBFUF	20.10	08-May-26	Fixed	9.75%							08-MAY & 08-NOV
	LAHL-CRB-0526-241		BW0000005388	LAHL/9.75 BD 20260522 SR241/1UNSEC	DBFUF	25.00	22-May-26	Fixed	9.75%							20-DEC & 22-MAY & 22-NOV & 20-JUN
	LAHL-CRB-0527-278		BW0000006196	LAHL/17.00 BD 20270527 SR 278/1 UN	DBFUF	30.00	18-May-27	Fixed	17.00%							18-NOV & 18-MAY & 18-AUG & 18-FEB & 18-AUG
	LAHL-CRB-0626-243		BW0000005443	LAHL/9.75 BD 20260610 SR 243/1 UN	DBFUF	36.46	10-Jun-26	Fixed	9.75%							
	LAHL-CRB-0626-244		BW0000005461	LAHL/9.75 BD 20260620 SR244/1UNSEC	DBFUF	22.00	20-Jun-26	Fixed	9.75%							01-SEP
	LAHL-CRB-0726-286		BW0000006360	LAHL/18.00 BD 20260702 SR 286/1 UN	DBFUF	5.00	02-Jul-26	Fixed	18.00%			98.672	11.95			29-DEC & 02-JUL
	LAHL-CRB-0727-289		BW0000006428	LAHL/18.50 BD 20270715 SR 289/1 UN	DBFUF	15.00	15-Jul-27	Fixed	18.50%							15-APR & 15-OCT & 15-JAN & 15-JUL
	LAHL-CRB-0826-253		BW0000005602	LAHL/9.8 BD 20260813 SR 253/1 UNSEC	DBFUF	125.00	13-Aug-26	Fixed	9.80%							
	LAHL-CRB-0826-254		BW0000005610	LAHL/9.8 BD 20260813 SR 254/1 UNSEC	DBFUF	20.00	13-Aug-26	Fixed	9.80%							
	LAHL-CRB-0827-255		BW0000005628	LAHL/9.75 BD 20270819 SR255/1 UNSEC	DBFUF	0.40	19-Aug-27	Fixed	9.75%							
	LAHL-CRB-0926-258		BW0000005677	LAHL/9.5 BD 2												

Logo	BSE Code	TR Status	ISIN	FISN	CFI	Nominal Value (BWP Millions)	Maturity Date	Coupon Type	Coupon Rate	Bid	Ask	Price	Yield (%)	Volume	Turnover	Interest Due Date				
	LAHL-CRB-1130-299		BW0000006691	LAHL/ 18.60 BD 20260525 SR 300/1 UN	DBFUFRR	50.00	19-Nov- 30	Fixed	500.00%							19-MAY & 19-NOV				
	LAHL-CRB-1226-218		BW0000005040	LAHL/10 BD 20261223 SR218/1 UNSEC	DBFUFRR	30.00	23-Dec- 26	Fixed	10.00%			95.658	15.54			23-DEC & 28-DEC & 28-MAR & 23-JUN & 28-SEP & 28-JUN				
	LAHL-CRB-1226-221		BW0000005073	LAHL/10.7 BD 20261228 SR221/1 UNSEC	DBFUFRR	50.00	28-Dec- 27	Fixed	10.70%							28-JUN & 28-DEC & 28-SEP & 28-MAR				
	LAHL-CRB-1227-274		BW0000005966	LAHL/ 10.90 BD 20271222 SR 274/1 UN	DBFUFRR	11.50	18-Dec- 27	Fixed	10.90%			94.484	14.37							
	LAHL-CRB-1228-304		BW0000006790	LAHL/ 18.00 BD 20281222 SR 304/1 UN	DBFUFRR	5.00	22-Dec- 28	Fixed	18.00%											
	LHL008		BW0000001270	LHL/11.0 BD 20271108 SR 8/2 UNSEC	DBFUFRR	28.85	08-Nov- 27	Fixed	11.00%			99.615	9.42			08-NOV & 08-MAY				
	LHL-CRB-0626-166		BW0000004027	LHL/11.2 BD 20260608 SR 166 /UNSEC	DBFUFRR	10.00	08-Jun- 26	Fixed	11.20%							08-MAR & 08-JUN & 08-SEP & 08-DEC				
	LHL-CRB-0626-167		BW0000004035	LHL/11.2 BD 20260608 SR 167 /UNSEC	DBFUFRR	10.00	08-Jun- 26	Fixed	11.20%							08-MAR & 08-JUN & 08-SEP & 08-DEC				
	LHL-CRB-0626-168		BW0000004415	LHL/11.2 BD 20260608 SR 168 /UNSEC	DBFUFRR	0.30	08-Jun- 26	Fixed	11.20%							08-MAR & 08-JUN & 08-SEP & 08-DEC				
	LHL-CRB-0626-169		BW0000004043	LHL/11.2 BD 20260608 SR 169 /UNSEC	DBFUFRR	0.30	08-Jun- 26	Fixed	11.20%							08-DEC & 08-MAR & 08-SEP & 08-JUN				
	LHL-CRB-0626-170		BW0000004050	LHL/11.2 BD 20260608 SR 170 /UNSEC	DBFUFRR	0.30	08-Jun- 26	Fixed	11.20%							08-JUN & 08-MAR & 08-DEC & 08-SEP				
	LHL-CRB-0628-165		BW0000004019	LHL/9.5 BD 20280607 SR 165 /UNSEC	DBFUFRR	30.00	07-Jul- 28	Fixed	9.50%							07-DEC & 07-JUN				
	LHL-CRB-0926-183		BW0000004598	LHL/11.2 BD20260915 SR 183 /1UNSEC	DBFUFRR	7.50	15-Sep- 26	Fixed	11.20%							15-JUN & 15-MAR & 15-SEP & 15-DEC				
	LHL-CRB-0926-184		BW0000004506	LHL/11.2 BD20260915 SR 184 /1UNSEC	DBFUFRR	7.50	15-Sep- 26	Fixed	11.20%							15-MAR & 15-JUN & 15-DEC & 15-SEP				
	LHL-CRB-0926-186		BW0000004548	LHL/11.2 BD20260918 SR 186 /1UNSEC	DBFUFRR	1.60	18-Sep- 26	Fixed	11.20%							18-JUN & 18-MAR & 18-SEP & 18-DEC				
	LHL-CRB-0930-189		BW0000004571	LHL/10.6 BD 20300927 SR189/1 UNSEC	DBFUFRR	17.42	28-Sep- 30	Fixed	10.60%							28-MAR & 28-SEP				
	LHL-CRB-0930-200		BW0000004670	LHL/10.6 BD 20300927 SR 200/1 UNSEC	DBFUFRR	20.67	27-Sep- 30	Fixed	10.60%			100.00	10.70			28-MAR & 28-SEP				
	LHL-CRB-1026-195		BW0000004621	LHL/10.75 BD 20261009 SR195/1 UNSEC	DBFUFRR	10.00	09-Oct- 26	Fixed	10.75%							09-OCT & 09-JAN & 09-APR & 09-JUL				
	LHL-CRB-1026-196		BW0000004639	LHL/10.75 BD 20261009 SR196/1 UNSEC	DBFUFRR	15.00	09-Oct- 26	Fixed	10.75%							09-APR & 09-JUL & 09-OCT & 09-JAN				
	LHL-CRB-1026-197		BW0000004647	LHL/10.75 BD 20261009 SR197/1 UNSEC	DBFUFRR	15.00	09-Oct- 26	Fixed	10.75%							09-APR & 09-JAN & 09-JUL & 09-OCT				
	LHL-CRB-1030-199		BW0000004662	LHL/10.6 BD 20300927 SR 199/1 UNSEC	DBFUFRR	31.06	27-Sep- 30	Fixed	10.60%			105.14	10.61			28-MAR & 28-SEP				
	LHL-CRB-1126-211		BW0000004845	LHL/10.7 BD 20261108 SR 211/1 UNSEC	DBFUFRR	41.68	08-Nov- 26	Fixed	10.70%							08-NOV & 08-FEB & 08-AUG & 08-MAY				
	LHL-CRB-1126-212		BW0000004852	LHL/10.7 BD 20261108 SR 212/1 UNSEC	DBFUFRR	0.63	08-Nov- 26	Fixed	10.70%							08-MAY & 08-NOV & 08-AUG & 08-FEB				
	LHL-CRB-1126-213		BW0000004860	LHL/10.25 BD 20261110 SR 213/1UNSEC	DBFUFRR	6.10	10-Nov- 26	Fixed	10.25%							11-NOV & 09-FEB & 09-AUG & 10-MAY				
	LHL-CRB-1130-214		BW0000004876	LHL/10.50 BD 20261111 SR214/1 UNSEC	DBFUFRR	7.06	11-Nov- 30	Fixed	10.50%							09-FEB & 11-NOV & 09-AUG & 10-MAY				
	LHL-CRB-1133-210		BW0000004910	LHL/10.7 BD 20331108 SR210/1 UNSEC	DBFUFRR	68.76	08-Nov- 33	Fixed	10.70%			100.00	10.61			08-MAY & 08-NOV				
	PTP026		BW0000001718	PTP/9.0 BD 20261129 SR 3/1 UNSEC	DBFUFRR	70.00	29-Nov- 26	Fixed	9.00%			99.192	9.15			29-MAY & 29-NOV				
	RDC-CRB-1226-06		BW0000004944	RDC/ 8.8 BD 20261204 SR 6/1 UNSEC	DBFUFRR	25.00	04-Dec- 26	Fixed	8.80%							04-DEC & 04-JUN				
	RDC-CRB-1226-08		BW0000004969	RDC/ 8.8 BD 20261211 SR 8/1 UNSEC	DBFUFRR	20.00	11-Dec- 26	Fixed	8.80%							11-JUN & 11-DEC				
	RDC-CRB-1227-11		BW0000005917	RDC/10.16 BD 20271218 SR 11/1 UNSEC	DBFUFRR	12.00	18-Dec- 27	Fixed	10.16%							18-JUN & 18-DEC				
	RDC-CRB-1228-09		BW0000004993	RDC/ 9.0 BD 20281211 SR 9/1 UNSEC	DBFUFRR	50.00	11-Dec- 28	Fixed	9.00%			91.761	9.81			11-DEC & 11-JUN				
	RDCP002		BW0000002435	RDCP/VAR BD 20270324 SR 2/1 UNSEC	DBVUPRR	40.15	24-Mar- 27	Floating				83.78	7.75			24-SEP & 24-JUN & 24-MAR & 24-DEC				
	SBBL072		BW0000003300	SBBL/VAR BD 20320707 JR72/1 UNSEC	DBVUPRR	105.72	07-Jul- 32	Floating				100.00	8.60			07-APR & 07-JUL & 07-JAN & 07-OCT				
	SBBL073		BW0000003292	SBBL/8.5 BD 20320707 JR 73/1 UNSEC	DBFUFRR	110.00	07-Jul- 32	Fixed	8.50%							07-JUL & 07-JAN				
	SBBL074		BW0000003318	SBBL/VAR BD 20270729 SR 74/1 UNSEC	DBVUPRR	50.00	29-Jul- 27	Floating								29-APR & 29-OCT & 29-JAN & 29-JUL				
	SBBL075		BW0000003326	SBBL/8.0 BD 20270729 SR 75/1 UNSEC	DBFUFRR	50.00	29-Jul- 27	Fixed	8.00%							29-JAN & 29-JUL				
	SBBL-CRB-0328-76		BW0000003854	SBBL/9.15 BD 20280314 SR 76/1 UNSEC	DBFUFRR	150.00	14-Mar- 28	Fixed	9.15%			95.388	12.50			14-SEP & 14-MAR				
	SBBL-CRB-0932-79		BW0000006619	SBBL/12.50 BD 20320926 SR 79/1UNSEC	DBFUFRR	220.00	26-Sep- 32	Fixed	12.50%											
	SBBL-CRB-1128-80		BW0000006600	SBBL/ 12.25 BD 20281106 SR 80/1 UN	DBFUFRR	24.00	06-Nov- 28	Fixed	12.25%											
	SBBL-CRB-1130-81		BW0000006618	SBBL/ 12.50 BD 20301106 SR 81/1 UN	DBFUFRR	169.40	06-Nov- 30	Fixed	12.50%											
	SBBL-CRB-1234-77		BW0000005867	SBBL/9.05 BD 20341202 JR 77/1 UNSEC	DBFUFRR	280.00	02-Dec- 34	Fixed	9.05%			91.842	11.82			02-DEC & 02-JUN				
	SBBL-CRB-1234-78		BW0000005875	SBBL/ VAR BD 20341202 JR 78/1 UNSEC	DBVUPRR	20.00	02-Dec- 34	Floating								02-DEC & 02-SEP & 02-JUN & 02-MAR				
	SCBB010	CA, CA	BW0000002781	SCBB/VAR BD 20280602 SR 10 UNSEC	DBVUPRR	229.96	02-Jun- 28	Floating				99.979	7.66			02-JUN & 02-DEC				
	WUC002		BW0000000736	WUC/10.60 BD 20260626 SR 1/2 UNSEC	DBFUFRR	205.00	26-Jun- 26	Fixed	10.60%			99.754	10.59			27-DEC & 26-JUN				
Corporate Bonds Total																		0.00	0.00	
Total Summary for 2026-04-22																		0.00	0.00	

#Government Bond data is reported with a one(1) day lag (as updated by Bank of Botswana)

NB. All values are quoted in BWP unless otherwise specified.

NB. For Variable Bonds, Please refer to the Pricing Supplements for the Coupon Rates

Unit Trusts *						
Name of Fund	ISIN	CFI	FISN	Net Asset Value (t)	Effective Annual Yield (%)	Nominal Annual Rate (%)
African Alliance Botswana						
African Alliance Botswana Liquidity Fund					12.354	11.71
African Alliance Botswana Value Fund				494.0531		
Allan Gray Botswana						
Allan Gray African Bond Fund				234.85		
BIFM						
BIFM Balanced Prudential Fund				263.49		
BIFM Global Sustainable Growth Fund				147.32		
BIFM Letlotlo Education Fund Class A				134.23		
BIFM Local Equity Fund				143.18		
BIFM Money Market Fund					11.91	11.30
BIFM Ya Masa Junior Fund Class A				182.43		
IPRO						
IPRO Botswana Money Market Fund	BW0000002419	CIOIBU	IPROMONEYMARKETFUN/ MMKT BWP		13.44	12.68
Kgori Capital						
Kgori Capital Balanced Fund Z				166.50		
Kgori Capital Enhanced Cash Fund B3	BW0000002153	CIOIBU	KGORICAPITALCASHFUN/MMKT CL B3 BWP		12.96	12.96
Morula Capital Partners						
Morula Bond Fund – Class I	BW0000003078			117.81		
Morula Cash Plus Fund – Class R	BW0000003367				12.31	11.66
Morula Global Absolute Return Fund R	BW0000003433			140.07		
Morula Global Balanced Fund R	BW0000003094			124.13		
Morula Global Equity Fund Class I	BW0000002716			129.15		
Morula Income Fund Class Z	BW0000002690				11.11	10.58
Morula Inflation Plus Fund Class R	BW0000003136			147.05		
Morula Local Equity Fund – Class I	BW0000003417			194.26		
Vunani						
Vunani Botswana Equity Fund				238.21		
Vunani Botswana Managed Prudential Fund				336.61		
Vunani Botswana Money Market Fund					14.00	13.18

Explanatory Notes

Green colour denotes increase in the variable has resulted from the day's trading activity, whilst red denotes a reduction in the variable has resulted from the day's trading activity.

General		
BWP	Botswana Pula	
Domestic Equity Table		
Column	Heading	Description
B	BSE Code	The BSE instrument code of the security listed
C	TR Status	The trading status of the listed security
H	Bid	The best price, in Pula, that the buyers are willing to pay for the security
I	Ask	The best price, in Pula, that the sellers are willing to accept for their security
K	Open	The opening price computed as stated in Section 4.2.6 of the BSE Equity Trading Rules
K	Close	The closing price computed as stated in section 10.1 of the BSE Equity Trading Rules.
L	Last	The last price at which the securities were traded
M	Price change	The change in closing price between the current trading day and the prior trading day.
P	Volume	This is the number of securities that were traded during the trading day.
Q	#TRX	The number of trades that occurred during the trading day
R	Turnover	The value of securities that were traded during the trading day.
S	Issued Securities	Total number of securities that have been issued by the firm and are available to the public for trading.
T	Market Cap (Millions)	Total value of the company (Closing price X Issued Securities).
A	Logo	Logo for issuers of securities
D	LAS	Local Asset Status for the security as granted by the Non-Bank Financial Institutions Regulatory Authority (NBFIRA)
E	ISIN	International Securities Identification Numbers code
F	FISN	Financial Instrument Short Name code
G	CFI	Classification of Financial Instrument code
J	Prev	The previous closing price of the security
N	Low	The lowest price at which a trade was executed during the trading day
O	High	The highest price at which a trade was executed during the trading day
Foreign Equity Table		
		Same as Local Equity Table, except for the addition of the Local Asset Status column, which indicates whether or not a security has been granted Local Asset Status by the NBFIRA
Debt Securities Tables		
Column	Heading	Description
B	BSE Code	The BSE instrument code of the security listed
C	Trading Status	The trading status of the listed security
H	Nominal Value (Millions)	The value of listed securities in issue
I	Maturity Date	The final payment date of a debt instrument, at which point the principal (and all remaining interest) is due to be paid
K	Coupon Rate	The rate at which interest is paid
L	Bid	The best price, that the buyers are willing to pay for the security
M	Ask	The best price that the sellers are willing to accept for the security
N	Price	The last price at which the securities were traded
R	Turnover	The value of securities that were traded during the day
S	Interest Due Date(s)	The date at which point the interest from debt instrument is due to be paid
A	Logo	Logo for Issuers of Securities
D	LAS	Local Asset Status for the security as granted by the Non-Bank Financial Institutions Regulatory Authority (NBFIRA)
E	ISIN	International Securities Identification Numbers
F	FISN	Financial Instrument Short Name
G	CFI	Classification of Financial Instrument code
J	Coupon Type	Type of interest payment
O	Yield	The last yield at which the securities were traded
P	Volume	This is the number of securities that were traded during the trading day.
Q	#TRX	The number of trades that occurred during the trading day
Trading Status of the Securities		
Abbreviation		Description
XD		The security is trading ex dividind. The status shall remain until dividend is paid
XB		The security is trading ex bonus. The status shall remain until bonus securities are issued and listed
XR		The security is trading ex rights. The status shall remain until rights are issued and available for trading
Q		Qualified Auditors Opinion
CA		The security is trading under cautionary
CD		The security is trading cum dividends
CB		The security is trading cum bonus
CR		The security is trading cum rights
S		The security has been suspended from trading
RE		The issuer has not published its financial information
H		Trading of the security has been halted until further notice
DB		Listed securities are transferred to the Default Board in the event of failure to comply with any of the BSEL Rules
Indices		
Index ID	Index Name	Description
DCI	Domestic Companies Index	Includes any company which is incorporated in Botswana, listed on the BSE
FCI	Foreign Companies Index	Includes any company which is incorporated outside Botswana, listed on the BSE
DCTRI	Domestic Companies Total Return Index	Includes all companies which is incorporated in Botswana, listed on the BSE
LASI	Local Asset Sector Index	All domestic companies + all foreign companies awarded local asset status by the Non-Bank Financial Institutions Regulatory Authority
DFSI	Domestic Financial Sector Index	All domestic financial sector companies. Currently, the constituents are Afinitas, Barclays, BIHL, FNBB, Letshego, Stanchart
FRSI	Foreign Resource Sector Index	All foreign resource sector companies. Currently, the constituents are all companies on the Foreign Equity Board except CA and Investec
BBI	Composite Bond Index (Government and Corporate)	All listed local currency Government and Corporate bonds, fixed and floating rate
GOVI	Government Bond Index	All listed local currency Government bonds
The Constituent Securities for DFSI, FRSI and LASI have been defined in the Conventions and Calculation Methodology for the BSE Total Return Indices available on the BSE Website		

Green colour denotes increase in the variable has resulted from the day's trading activity, whilst red denotes a reduction in the variable has resulted from the day's trading activity.		
CORPI	Corporate bond index	All listed local currency Corporate fixed and floating rate bonds
BBIFIXED	Composite Bond Index Government and Coporate	All listed local currency Government and Corporate bonds, fixed rate
Unit Trusts		
Abbreviation		Description
*		Unit Trust Prices are provided by the fund managers. The BSE does not in any way check or validate the accuracy of the prices quoted but merely offers a publication service to the Unit Trust Sector. The prices of all the Funds are quoted net of fees. he Allan Gray African Bond Fund and Morula Global Equity Fund are denominated in US\$.
Disclaimer		
		Although reasonable care has been taken in the compilation of this report, the use of or reliance upon this information herein is at your own risk. The Botswana Stock Exchange (BSE) accepts no liability for any loss, damage or expenses incurred as a direct or indirect result or consequence of the use of or placing reliance upon the contents of this report. BSE does not represent, warrant or guarantee the accuracy, completeness or reliability of the contents of this report or that the information contained herein is always up to date. This report may not have been distributed to all its intended recipients at the same time
The Constituent Securities for DFSI, FRSI and LASI have been defined in the Conventions and Calculation Methodology for the BSE Total Return Indices available on the BSE Website		