



BOTSWANA STOCK EXCHANGE







4th Floor, Fairscape Precinct, Plot 70667
 Fairgrounds | Private Bag 00417, Gaborone, Botswana
 T: + 267 367 4400 | F: +267 318 0175
 E: info@bse.co.bw | W: www.bse.co.bw

Daily Market Report

Thursday 16 April 2026

| Equity Boards | | | | | | | | | | | | | | |
|---|----------|-----------|--------------|-------------------|--------|--------|--------|--------|--------------|---------|-------|------------|-------------------|-----------------------|
| Domestic Main | | | | | | | | | | | | | | |
| Logo | BSE Code | TR Status | ISIN | FISN | CFI | Prev | Close | Last | Price Change | Volume | # TRX | Turnover | Issued Securities | Market Cap (Millions) |
| Agriculture | | | | | | | | | | | | | | |
| | SEED-EQO | | BW0000002005 | SEEDCO/ORD SH | ESVUFR | 3.50 | 3.50 | 3.50 | 0.00 | | | | 394,083,775 | 1,379.29 |
| Banking | | | | | | | | | | | | | | |
| | ABBL-EQO | CD | BW0000000025 | ABSA/ORD SH | ESVUFR | 7.64 | 7.64 | 7.64 | 0.00 | 1,120 | 1 | 8,556.80 | 852,161,252 | 6,510.51 |
| | ACC-EQO | | BW0000002161 | ACCESS/ORD SH | ESVUFR | 2.04 | 2.04 | 2.04 | 0.00 | | | | 725,000,000 | 1,479.00 |
| | FNBB-EQO | | BW0000000066 | FNBB/ORD SH | ESVUFR | 5.66 | 5.66 | 5.66 | 0.00 | | | | 2,543,700,000 | 14,397.34 |
| | SCBB-EQO | | BW0000000165 | STANCHART/ORD SH | ESVUFR | 8.76 | 8.76 | 8.76 | 0.00 | 45,018 | 7 | 394,357.68 | 298,350,611 | 2,613.55 |
| Energy | | | | | | | | | | | | | | |
| | ENG-EQO | CA | BW0000000058 | ENGEN/ORD SH | ESVUFR | 14.25 | 14.25 | 14.25 | 0.00 | | | | 159,722,220 | 2,276.04 |
| Financial Services and Insurance | | | | | | | | | | | | | | |
| | BIHL-EQO | XD | BW0000000033 | BIHL/ORD SH | ESVUFR | 23.50 | 23.50 | 23.50 | 0.00 | | | | 284,870,652 | 6,694.46 |
| | LETS-EQO | CA | BW0000000322 | LETSHEGO/ORD SH | ESVUFR | 0.85 | 0.85 | 0.85 | 0.00 | 1,632 | 2 | 1,387.20 | 2,175,038,644 | 1,848.78 |
| ICT | | | | | | | | | | | | | | |
| | BTCL-EQO | | BW0000001569 | BTCL/ORD SH | ESVUFR | 1.46 | 1.46 | 1.46 | 0.00 | 59,944 | 12 | 87,518.24 | 1,050,000,000 | 1,533.00 |
| Mining and Material | | | | | | | | | | | | | | |
| | MIN-EQO | S, DB, CA | BW0000001759 | MINERGY/ORD SH | ESVUFR | 0.40 | 0.40 | 0.40 | 0.00 | | | | 469,975,134 | 187.99 |
| Property and Property Trust | | | | | | | | | | | | | | |
| | FPC-EQU | | BW0000001551 | FAR/ORD SH | ESVUFR | 1.80 | 1.80 | 1.80 | 0.00 | | | | 498,225,643 | 896.81 |
| | LLR-EQU | | BW0000001015 | LETOLE/ORD SH | ESVUFR | 3.05 | 3.05 | 3.05 | 0.00 | | | | 280,000,000 | 854.00 |
| | NAP-EQU | | BW0000001049 | NAP/ORD SH | ESVUFR | 4.05 | 4.05 | 4.05 | 0.00 | | | | 604,397,124 | 2,447.81 |
| | PTPH-EQU | CA | BW0000000603 | PRIMETIME/ORD SH | ESVUFR | 1.65 | 1.65 | 1.65 | 0.00 | | | | 264,321,718 | 436.13 |
| | RDCP-EQU | XD | BW0000000124 | RDCP/ORD SH | ESVUFR | 2.55 | 2.55 | 2.55 | 0.00 | | | | 947,790,922 | 2,416.87 |
| | TURN-EQU | CA | BW0000000314 | TURNSTAR/ORD SH | ESVUFR | 2.06 | 2.06 | 2.06 | 0.00 | 1,035 | 1 | 2,132.10 | 572,153,603 | 1,178.64 |
| Retail and Wholesaling | | | | | | | | | | | | | | |
| | CHOP-EQO | XD | BW0000001072 | CHOPPIES/ORD SH | ESVUFR | 1.50 | 1.50 | 1.50 | 0.00 | | | | 1,824,461,674 | 2,736.69 |
| | OCCL-EQO | | BW0000000553 | OLYMPIA/ORD SH | ESVUFR | 0.28 | 0.28 | 0.28 | 0.00 | | | | 64,349,985 | 18.02 |
| | SECH-EQO | CD | BW0000000140 | SECHABA/ORD SH | ESVUFR | 39.00 | 39.00 | 39.00 | 0.00 | | | | 110,616,859 | 4,314.06 |
| | SEF-EQO | | BW0000000157 | SEFALANA/ORD SH | ESVUFR | 16.00 | 16.00 | 16.00 | 0.00 | 8,012 | 4 | 128,192.00 | 250,726,709 | 4,011.63 |
| Security Services | | | | | | | | | | | | | | |
| | G4S-EQO | DB | BW0000000397 | G4S/ORD SH | ESVUFR | 0.91 | 0.91 | 0.91 | 0.00 | | | | 80,000,000 | 72.80 |
| Tourism | | | | | | | | | | | | | | |
| | CHOB-EQO | | BW0000000041 | CHOBE/ORD SH | ESVUFR | 18.50 | 18.50 | 18.50 | 0.00 | | | | 89,439,642 | 1,654.63 |
| | CRE-EQO | | BW0000000892 | CRESTA/ORD SH | ESVUFR | 1.17 | 1.17 | 1.17 | 0.00 | | | | 184,634,944 | 216.02 |
| Domestic Main Total | | | | | | | | | | 116,761 | 27 | 622,144.02 | 14,724,021,111 | 60,174.07 |
| Foreign Main | | | | | | | | | | | | | | |
| Logo | BSE Code | TR Status | ISIN | FISN | CFI | Prev | Close | Last | Price Change | Volume | # TRX | Turnover | Issued Securities | Market Cap (Millions) |
| Financial Services and Insurance | | | | | | | | | | | | | | |
| | INVE-EQO | | ZAE000081949 | INVESTEC/ORD SH | ESVUFR | 119.10 | 119.10 | 119.10 | 0.00 | | | | 248,036,302 | 29,541.12 |
| Mining and Material | | | | | | | | | | | | | | |
| | ANGL-EQO | XD | GB00BTK05J60 | ANGLO/ORD SH | ESVUFR | 681.46 | 681.46 | 681.46 | 0.00 | | | | 1,178,050,272 | 802,794.14 |
| | BTE-EQO | | AU0000224552 | BOTALA/ORD SH | ESVUFR | 0.87 | 0.87 | 0.87 | 0.00 | | | | 336,993,246 | 293.18 |
| | SHUM-EQO | | MU0397S00002 | SHUMBA/ORD SH | ESVUFR | 0.90 | 0.90 | 0.90 | 0.00 | | | | 301,085,017 | 270.98 |
| | TLOU-EQO | | AU000000T0U2 | TLOU/ORD SH | ESVUFR | 0.53 | 0.53 | 0.53 | 0.00 | | | | 1,298,584,319 | 688.25 |
| Retail and Wholesaling | | | | | | | | | | | | | | |
| | CAS-EQO | XD | ZAE400000036 | CA SALES/ORD SH | ESVUFR | 14.15 | 14.15 | 14.15 | 0.00 | | | | 481,218,764 | 6,809.25 |
| Foreign Main Total | | | | | | | | | | 0.00 | 0.00 | 0.00 | 3,843,967,920 | 840,396.92 |
| Foreign Venture Capital | | | | | | | | | | | | | | |
| Logo | BSE Code | TR Status | ISIN | FISN | CFI | Prev | Close | Last | Price Change | Volume | # TRX | Turnover | Issued Securities | Market Cap (Millions) |
| Mining and Material | | | | | | | | | | | | | | |
| | BMIN-EQO | | GB00B5TFC825 | BMIN/ORD SH | ESVUFR | 0.20 | 0.20 | 0.20 | 0.00 | | | | 1,658,002,899 | 331.60 |
| | LUC-EQO | | CA54928Q1081 | LUCARA/ORD SH | ESVUFR | 4.00 | 4.00 | 4.00 | 0.00 | | | | 1,488,549,184 | 5,954.20 |
| Foreign Venture Capital Total | | | | | | | | | | 0.00 | 0.00 | 0.00 | 3,146,552,083 | 6,285.80 |
| Investment Entities | | | | | | | | | | | | | | |
| Logo | BSE Code | TR Status | ISIN | FISN | CFI | Prev | Close | Last | Price Change | Volume | # TRX | Turnover | Issued Securities | Market Cap (Millions) |
| Financial Services and Insurance | | | | | | | | | | | | | | |
| | GR1B-EQP | | ZAE400000234 | GR1 LTD/PREF B SH | EPRNR | 136.00 | 136.00 | | 0.00 | | | | 10,000,000 | 1,360.00 |
| Investment Entities Total | | | | | | | | | | 0.00 | 0.00 | 0.00 | 10,000,000 | 1,360.00 |

| | | | | | |
|-------------------------------------|---------|----|------------|----------------|------------|
| Total Equity Summary for 2026-04-16 | 116,761 | 27 | 622,144.02 | 21,724,541,114 | 908,216.79 |
|-------------------------------------|---------|----|------------|----------------|------------|

| Other Boards | | | | | | | | | | | | | | |
|--|----------|-----------|--------------|-------------------|--------|--------|--------|--------|--------------|---------|-------|------------|-------------------|-----------------------|
| Exchange Traded Funds | | | | | | | | | | | | | | |
| Logo | BSE Code | TR Status | ISIN | FISN | CFI | Prev | Close | Last | Price Change | Volume | # TRX | Turnover | Issued Securities | Market Cap (Millions) |
| Foreign Exchange Traded Funds | | | | | | | | | | | | | | |
|  | ADBF-ETF | CD | MU0607S00004 | ADBFUND/ ETF BWP | CEOXBU | 109.48 | 109.48 | 109.48 | 0.00 | | | | 6,186,832 | 677.33 |
|  | NEWG-ETF | | ZAE000060067 | NEWGOLD/ ETF BWP | CEOXBU | 658.00 | 658.00 | 658.00 | 0.00 | | | | 56,637,939 | 37,267.76 |
|  | NGPL-ETF | | ZAE000182507 | NEWPALLADIUM/ EFT | CEOXBU | 229.00 | 229.00 | 229.00 | 0.00 | | | | 2,224,696 | 509.46 |
|  | NGPT-ETF | | ZAE000177580 | NEWPLATINUM/ ETF | CEOXBU | 288.00 | 288.00 | 288.00 | 0.00 | | | | 22,000,000 | 6,336.00 |
|  | VGE-ETF | | ZAE000338786 | VGEPPFAM/ETF BWP | CEOXBU | 8.41 | 8.41 | 8.41 | 0.00 | | | | 6,529,258 | 54.91 |
| Exchange Traded Funds Total | | | | | | | | | | 0.00 | 0.00 | 0.00 | 93,578,725 | 44,845.46 |
| Serala OTC | | | | | | | | | | | | | | |
| Logo | BSE Code | TR Status | ISIN | FISN | CFI | Prev | Close | Last | Price Change | Volume | # TRX | Turnover | Issued Securities | Market Cap (Millions) |
| Banking | | | | | | | | | | | | | | |
|  | BBS-EQO | | BW0000001965 | BBS/ORD SH | ESVUFR | 0.70 | 0.70 | 0.70 | 0.00 | | | | 487,452,548 | 341.22 |
| Serala OTC Total | | | | | | | | | | 0.00 | 0.00 | 0.00 | 487,452,548 | 341.22 |
| Total Market Summary for 2026-04-16 | | | | | | | | | | 116,761 | 27 | 622,144.02 | 22,305,572,387 | 953,403.47 |

NB. All values are quoted in BWP unless otherwise specified.



























































| Dividend and Interest Payments Schedule | | | | | | | |
|---|------------------|-----------------|--------------------------------|----------------------------|------------------|--------------------------------|--------------|
| BSE Code | Declaration Date | Type of Payment | Dividend (Gross) | Interest (Gross) | Ex Dividend Date | LDR (Last Day to Settle "cum") | Payment Date |
| BTCL-EQO | 27-Nov-25 | Interim | 5.15 thebe per share | | 07-Jan-26 | 09-Jan-26 | 21-Jan-26 |
| ANGL-EQO | 20-Feb-26 | Final | 219.78080 thebe per share | | 11-Mar-26 | 13-Mar-26 | 06-May-26 |
| FNBB-EQO | 02-Mar-26 | Interim | 15 thebe per share | | 18-Mar-26 | 20-Mar-26 | 01-Apr-26 |
| RDCP-EQU | 20-Mar-26 | Final | 0.105 Thebe per ordinary share | 4.643 thebe per debenture | 14-Apr-26 | 16-Apr-26 | 28-Apr-26 |
| CHOP-EQO | 25-Mar-26 | Interim | 1 thebe per ordinary share | | 15-Apr-26 | 17-Apr-26 | 29-Apr-26 |
| ABBL-EQO | 26-Mar-26 | Final | 57.74 thebe per ordinary share | | 14-May-26 | 18-May-26 | 27-May-26 |
| CAS-EQO | 26-Mar-26 | Final | 28.69 cents per share | | 15-Apr-26 | 17-Apr-26 | 20-Apr-26 |
| LLR-EQU | 27-Mar-26 | Interim | 0.05 thebe per share | 4.35 thebe per limked unit | 13-Apr-26 | 15-Apr-26 | 27-Apr-26 |
| BIHL-EQO | 27-Mar-26 | Final | 56 thebe per share | | 14-Apr-26 | 16-Apr-26 | 23-Apr-26 |
| SECH-EQO | 31-Mar-26 | Final | 137.38 thebe per share | | 15-May-26 | 19-May-26 | 29-May-26 |
| SECH-EQO | 31-Mar-26 | Special | 157.48 thebe per share | | 15-May-26 | 19-May-26 | 29-May-26 |
| ADBF-ETF | 03-Apr-26 | Final | USD 0.38 per share | | 20-Apr-26 | 22-Apr-26 | 08-May-26 |
| GR1B-EQP | 15-Apr-26 | | 0.080981 per Ordinary | | 04-May-26 | 30-Apr-26 | 04-May-26 |
| GR1B-EQP | 15-Apr-26 | | 225.559242 per A Preference | | 04-May-26 | 30-Apr-26 | 04-May-26 |













































| X-News | | | |
|----------------|---------------|----------|---|
| Date Announced | Date Released | BSE Code | Subject |
| 16-Apr-26 | 16-Apr-26 | ANGL-EQO | NOTIFICATION OF TRANSACTIONS BY DIRECTORS AND PDMRS |
| | | | |

| Bond Indices | | | | |
|---------------|---------------|---------------|--------------|----------|
| Name of Index | Opening Index | Closing Index | Index Change | % Change |
| BBI | 211.483 | 211.53 | 0.05 | 0.05 |
| GOVI | 199.226 | 199.27 | 0.04 | 0.04 |
| CORPI | 291.436 | 291.59 | 0.16 | 0.16 |
| BBIFIXED | 110.729 | 110.75 | 0.02 | 0.02 |

BSE BOND INDEX SERIES (BBIS) is reported with a one(1) day lag (as updated by BSE)

| Equity Indices | | | | |
|-----------------------|---------------|---------------|--------------|----------|
| Name of Index | Opening Index | Closing Index | Index Change | % Change |
| Market Capitalisation | | | | |
| DCI | 11,108.14 | 11,108.14 | 0.00 | 0.00 |
| FCI | 4,256.20 | 4,256.20 | 0.00 | 0.00 |
| Total Return | | | | |
| DCTRI | 3,985.83 | 3,985.83 | 0.00 | 0.00 |
| LASI | 3,003.46 | 3,003.46 | 0.00 | 0.00 |
| FRSI | 2,902.99 | 2,902.99 | 0.00 | 0.00 |
| DFSI | 2,704.63 | 2,704.63 | 0.00 | 0.00 |

| BONDS | | | | | | | | | | | | | | | | |
|---|--------------------|-----------|--------------|-------------------------------------|---------|------------------------------|---------------|-------------|-------------|--------|-------|---------|-----------|--------|----------|--|
| Logo | BSE Code | TR Status | ISIN | FISN | CFI | Nominal Value (BWP Millions) | Maturity Date | Coupon Type | Coupon Rate | Bid | Ask | Price | Yield (%) | Volume | Turnover | Interest Due Date |
| Government Bonds | | | | | | | | | | | | | | | | |
|  | BOTSGB0527 | | BW0000002740 | BW/5.5 BD 20270505 SR GOVT GTD | DBFUFUR | 4109.33 | 05-May-27 | Fixed | 5.50% | 11.50 | 11.42 | 96.027 | 9.90 | | | 05-NOV & 05-MAY |
|  | BOTSGB0635 | | BW0000003995 | BW/8.6 BD 20250606 SR GOVT GTD | BBFUFUR | 3372.87 | 06-Jun-35 | Fixed | 8.60% | 12.20 | 12.20 | 86.494 | 11.55 | | | 06-DEC & 06-JUN |
|  | BOTSGB0640 | | BW0000001437 | BW/6.0 BD 20400613 SR GOVT GTD | DBFUFUR | 6569.48 | 13-Jun-40 | Fixed | 6.00% | 12.60 | 12.50 | 58.632 | 12.60 | | | 13-DEC & 13-JUN |
|  | BOTSGB0929 | | BW0000001981 | BW/4.8 BD 20290705 SR GOVT GTD | DBFUFUR | 6941.31 | 05-Sep-29 | Fixed | 4.80% | 11.60 | 11.52 | 83.172 | 10.20 | | | 05-MAR & 05-SEP |
|  | BOTSGB0931 | | BW0000001213 | BW/7.75 BD 20310910 SR GOVT GTD | DBFUFUR | 7141.00 | 10-Sep-31 | Fixed | 7.75% | 11.80 | 11.70 | 84.524 | 11.88 | | | 30-APR & 31-OCT |
|  | BOTSGB0943 | | BW0000001999 | BW/5.3 BD 20430902 SR GOVT GTD | DBFUFUR | 7362.59 | 02-Sep-43 | Fixed | 5.30% | 12.70 | 12.50 | 48.037 | 12.85 | | | 02-MAR & 02-SEP |
|  | BOTSGB1150 | | BW0000006584 | BW/11.80 BD 20500211 SR GOVT GTD | DBFUFUR | 1215.48 | 02-Nov-50 | Fixed | 11.80% | 13.30 | 13.20 | 93.916 | 13.30 | | | 02-MAY & 02-NOV |
| Government Bonds Total | | | | | | | | | | | | | | 0.00 | 0.00 | |
| Commercial Paper | | | | | | | | | | | | | | | | |
|  | LAHL-CPB-0127-307 | | BW0000006873 | LAHL/18.00 BD 20270119 SR 307/1 UN | DBFUFUR | 8.00 | 19-Jan-27 | Fixed | 18.00% | | | | | | | 30-DEC & 30-JUN |
|  | LAHL-CPB-0227-311 | | BW0000006915 | LAHL/19.30 BD 20270217 SR 311/1 UN | DBFUFUR | 5.50 | 17-Feb-27 | Fixed | 19.30% | | | | | | | |
|  | LAHL-CPB-0227-312 | | BW0000006949 | LAHL/19.30 BD 20270218 SR 312/1 UN | DBFUFUR | 12.00 | 18-Feb-27 | Fixed | 19.30% | | | | | | | |
|  | LAHL-CPB-0227-313 | | BW0000006956 | LAHL/19.30 BD 20270218 SR 313/1 UN | DBFUFUR | 1.00 | 18-Feb-27 | Fixed | 19.30% | | | | | | | |
|  | LAHL-CPB-0526-279A | | BW0000006204 | LAHL/18.00 BD 20260519 SR 279A/1 UN | DBFUFUR | 9.95 | 19-May-26 | Fixed | 18.00% | 100.00 | 99.50 | | | | | 21-NOV & 19-MAY |
|  | LAHL-CPB-0526-287 | | BW0000006378 | LAHL/18.00 BD 20260528 SR 287/1 UN | DBFUFUR | 4.50 | 28-May-26 | Fixed | 18.00% | 100.00 | 18.00 | | | | | 28-MAY |
|  | LAHL-CPB-0526-314 | | BW0000006964 | LAHL/18.50 BD 20260526 SR 314/1 UN | DBFUFUR | 82.00 | 26-May-26 | Fixed | 18.50% | | | | | | | |
|  | LAHL-CPB-0526-316 | | BW0000006998 | LAHL/18.00 BD 20260528 SR 316/1 UN | DBFUFUR | 7.40 | 28-May-26 | Fixed | 18.00% | | | | | | | |
|  | LAHL-CPB-0626-284 | | BW0000006345 | LAHL/17.50 BD 20260618 SR 284/1 UN | DBFUFUR | 20.00 | 18-Jun-26 | Fixed | 17.50% | | | | | | | 21-NOV & 18-JUN & 17-DEC |
|  | LAHL-CPB-0626-285 | | BW0000006352 | LAHL/18.00 BD 20260624 SR 285/1 UN | DBFUFUR | 40.00 | 24-Jun-26 | Fixed | 18.00% | | | | | | | 24-DEC & 24-DEC & 24-JUN & 21-NOV |
|  | LAHL-CPB-0726-303 | | BW0000006758 | LAHL/18.00 BD 20260708 SR 303/1 UN | DBFUFUR | 35.00 | 08-Jul-26 | Fixed | 18.00% | | | | | | | |
|  | LAHL-CPB-1026-309 | | BW0000006899 | LAHL/19.00 BD 20261028 SR 309/1 UN | DBFUFUR | 40.00 | 28-Oct-26 | Fixed | 19.00% | | | | | | | 04-AUG & 04-MAY & 28-OCT |
|  | LAHL-CPB-1126-295 | | BW0000006634 | LAHL/19.00 BD 20261111 SR 295/1 UN | DBFUFUR | 6.50 | 11-Dec-26 | Fixed | 18.00% | | | | | | | 11-NOV & 11-MAY |
|  | LAHL-CPB-1126-298 | | BW0000006683 | LAHL/18.00 BD 20261125 SR 298/1 UN | DBFUFUR | 10.00 | 25-Nov-26 | Fixed | 18.00% | | | | | | | 11-NOV & 25-DEC |
|  | LAHL-CPB-1126-301 | | BW0000006717 | LAHL/18.00 BD 20261126 SR 301/1UN | DBFUFUR | 16.00 | 26-Nov-26 | Fixed | 18.80% | 100.00 | 18.80 | | | | | 26-NOV |
|  | LAHL-CPB-1126-302 | | BW0000006725 | LAHL/19.00 BD 20261126 SR 302/1UN | DBFUFUR | 50.00 | 26-Nov-26 | Fixed | 19.00% | | | | | | | 27-MAY & 26-NOV |
|  | LAHL-CPB-1226-306 | | BW0000006865 | LAHL/18.00 BD 20261230 SR 306/1 UN | DBFUFUR | 100.00 | 30-Dec-27 | Fixed | 18.00% | | | | | | | 20-APR & 19-JAN & 20-JUL & 20-OCT |
| Commercial Paper Total | | | | | | | | | | | | | | 0.00 | 0.00 | |
| Corporate Bonds | | | | | | | | | | | | | | | | |
|  | AABL-CRB-1228-021 | | BW0000004985 | ABBL/8.3 BD 20281206 SR 21/1 UNSEC | DBFUFUR | 88.20 | 06-Dec-28 | Fixed | 8.30% | | | 92.505 | 11.48 | | | 29-DEC & 06-JUN |
|  | ABBL-CRB-1230-022 | | BW0000006766 | ABBL/12.5 BD 20301218 SR 22/1 UNSEC | DBFUFUR | 200.00 | 18-Dec-30 | Fixed | 12.50% | | | | | | | 18-JUN & 18-DEC |
|  | ACC-CRB-1126-001 | | BW0000004894 | ACC/8.5 BD 20261129 SR 1/1 UNSEC | DBFUFUR | 30.00 | 29-Nov-26 | Fixed | 8.50% | | | | | | | 29-NOV & 29-MAY |
|  | ACC-CRB-1128-002 | | BW0000004902 | ACC/9.25 BD 20281129 SR 2/1 UNSEC | DBFUFUR | 70.90 | 29-Nov-28 | Fixed | 9.50% | 93.717 | 9.87 | | | | | 29-NOV & 29-MAY |
|  | BBS012 | | BW0000002856 | BBS/VAR BD 20260809 SR 12 UNSEC | DBVUPR | 64.47 | 09-Aug-26 | Floating | | | | 101.03 | 8.76 | | | 09-AUG & 09-AUG |
|  | BDC001 | | BW0000001601 | BDC/VAR BD 20290609 SR 1/1 UNSEC | DBVUPR | 82.03 | 09-Jun-29 | Floating | | | | 102.311 | 9.86 | | | 09-JUN & 09-DEC |
|  | BDC003 | | BW0000001932 | BDC/VAR BD 20290609 SR 3/1 UNSEC | DBVUPR | 142.53 | 09-Jun-29 | Floating | | | | 101.834 | 9.36 | | | 09-JUN & 09-DEC |
|  | BDC004 | | BW0000002476 | BDC/8.0 BD 20310925 SR 4 UNSEC | DBFUFUR | 162.14 | 25-Sep-31 | Fixed | 8.00% | | | 81.99 | 8.00 | | | 25-MAR & 25-SEP |
|  | BHC028 | | BW0000002617 | BHC/7.75 BD 20280216 JR 3/1 UNSEC | DBFUFUR | 100.00 | 16-Feb-28 | Fixed | 7.75% | | | 96.383 | 9.51 | | | 16-FEB & 16-AUG |
|  | BHC-CRB-1230-03 | | BW0000006733 | BHC/14.50 BD 20301210 SR03/1 UNSEC | DBFUFUR | 185.00 | 10-Dec-30 | Fixed | 14.50% | | | | | | | 10-JUN & 10-DEC |
|  | BHC-CRB-1232-04 | | BW0000006741 | BHC/15.00 BD 20321210 SR04/1 UNSEC | DBFUFUR | 100.00 | 10-Dec-32 | Fixed | 15.00% | | | | | | | 10-DEC & 10-JUN |
|  | BSB-CRB-0128-04 | | BW0000003615 | BSB/VAR BD 20280109 SR 1/1 UNSEC | DBVUPR | 82.00 | 09-Jan-28 | Floating | | | | 100.022 | 8.26 | | | 09-JAN & 09-JUL |
|  | BSB-CRB-0428-07 | | BW0000006113 | BSB/9.05 BD 20280415 SR 07/1 UN | DBFUFUR | 15.00 | 15-Apr-28 | Fixed | 9.05% | | | | | | | |
|  | BSB-CRB-1227-03 | | BW0000003599 | BSB/VAR BD 20271209 SR 3/1 UNSEC | DBVUPR | 60.00 | 09-Dec-27 | Floating | | | | | | | | 09-JUN & 09-DEC |
|  | BSB-CRB-1233-05 | | BW0000004811 | BSB/10.5 BD 20331211 JR 5/1 UNSEC | DBFUFUR | 150.05 | 11-Dec-33 | Fixed | 10.05% | | | | | | | 11-DEC & 11-JUN |
|  | BSB-CRB-1234-06 | | BW0000005859 | BSB/10.6 BD 20341219 JR 06/1 UNSEC | DBFUFUR | 50.00 | 19-Dec-34 | Fixed | 10.60% | | | | | | | 19-JUN & 19-DEC |
|  | LAHL-CPB-0526-300 | | BW0000006709 | LAHL/18.60 BD 20260525 SR 300/1UN | DBFUFUR | 14.10 | 25-May-26 | Fixed | 18.60% | | | | | | | 25-MAY |
|  | LAHL-CRB-0128-305 | | BW0000006816 | LAHL/17.50 BD 20280106 SR 305/1 UN | DBFUFUR | 10.00 | 06-Jan-28 | Fixed | 17.50% | | | | | | | |
|  | LAHL-CRB-0227-224 | | BW0000005131 | LAHL/10 BD 20270203 SR224/1 UNSEC | DBFUFUR | 30.00 | 03-Feb-27 | Fixed | 10.00% | | | | | | | 03-FEB |
|  | LAHL-CRB-0228-308 | | BW0000006881 | LAHL/18.50 BD 20280202 SR 308/1 UN | DBFUFUR | 50.00 | 02-Feb-28 | Fixed | 18.50% | | | | | | | 02-FEB & 02-AUG & 02-MAY & 02-NOV |
|  | LAHL-CRB-0228-310 | | BW0000006907 | LAHL/18.50 BD 20280210 SR 310/1 UN | DBFUFUR | 15.00 | 10-Feb-28 | Fixed | 18.50% | | | | | | | |
|  | LAHL-CRB-0526-235 | | BW0000005347 | LAHL/9.75 BD 20260508 SR235/1UNSEC | DBFUFUR | 22.00 | 08-May-26 | Fixed | 9.75% | | | | | | | 08-MAY & 08-NOV |
|  | LAHL-CRB-0526-236 | | BW0000005354 | LAHL/9.75 BD 20260508 SR236/1UNSEC | DBFUFUR | 22.00 | 08-May-26 | Fixed | 9.75% | | | | | | | 08-MAY & 08-NOV |
|  | LAHL-CRB-0526-237 | | BW0000005362 | LAHL/9.75 BD 20260508 SR237/1UNSEC | DBFUFUR | 20.10 | 08-May-26 | Fixed | 9.75% | | | | | | | 08-MAY & 08-NOV |
|  | LAHL-CRB-0526-241 | | BW0000005388 | LAHL/9.75 BD 20260522 SR241/1UNSEC | DBFUFUR | 25.00 | 22-May-26 | Fixed | 9.75% | | | | | | | 20-DEC & 22-MAY & 22-NOV & 20-JUN |
|  | LAHL-CRB-0527-278 | | BW0000006196 | LAHL/17.00 BD 20270527 SR 278/1 UN | DBFUFUR | 30.00 | 18-May-27 | Fixed | 17.00% | | | | | | | 18-NOV & 18-MAY & 18-AUG & 18-FEB & 18-AUG |
|  | LAHL-CRB-0626-243 | | BW0000005443 | LAHL/9.75 BD 20260610 SR 243/1 UN | DBFUFUR | 36.46 | 10-Jun-26 | Fixed | 9.75% | | | | | | | |
|  | LAHL-CRB-0626-244 | | BW0000005461 | LAHL/9.75 BD 20260620 SR244/1UNSEC | DBFUFUR | 22.00 | 20-Jun-26 | Fixed | 9.75% | | | | | | | 01-SEP |
|  | LAHL-CRB-0726-286 | | BW0000006360 | LAHL/18.00 BD 20260702 SR 286/1 UN | DBFUFUR | 5.00 | 02-Jul-26 | Fixed | 18.00% | 98.672 | 11.95 | | | | | 02-JUL & 29-DEC |
|  | LAHL-CRB-0727-289 | | BW0000006428 | LAHL/18.50 BD 20270715 SR 289/1 UN | DBFUFUR | 15.00 | 15-Jul-27 | Fixed | 18.50% | | | | | | | 15-APR & 15-OCT & 15-JAN & 15-JUL |
|  | LAHL-CRB-0826-253 | | BW0000005602 | LAHL/9.8 BD 20260813 SR 253/1 UNSEC | DBFUFUR | 125.00 | 13-Aug-26 | Fixed | 9.80% | | | | | | | |
|  | LAHL-CRB-0826-254 | | BW0000005610 | LAHL/9.8 BD 20260813 SR 254/1 UNSEC | DBFUFUR | 20.00 | 13-Aug-26 | Fixed | 9.80% | | | | | | | |
|  | LAHL-CRB-0827-255 | | BW0000005628 | LAHL/9.75 BD 20270819 SR255/1 UNSEC | DBFUFUR | 0.40 | 19-Aug-27 | Fixed | 9.75% | | | | | | | |
|  | LAHL-CRB-0926 | | | | | | | | | | | | | | | |

| Logo | BSE Code | TR Status | ISIN | FISN | CFI | Nominal Value (BWP Millions) | Maturity Date | Coupon Type | Coupon Rate | Bid | Ask | Price | Yield (%) | Volume | Turnover | Interest Due Date | | | | |
|---|-------------------|-----------|--------------|-------------------------------------|---------|------------------------------|---------------|-------------|-------------|-----|-----|--------|-----------|--------|----------|---|--|------|------|--|
|  | LAHL-CRB-1130-299 | | BW0000006691 | LAHL/ 18.60 BD 20260525 SR 300/1 UN | DBFUFRR | 50.00 | 19-Nov- 30 | Fixed | 500.00% | | | | | | | 19-MAY & 19-NOV | | | | |
|  | LAHL-CRB-1226-218 | | BW0000005040 | LAHL/10 BD 20261223 SR218/1 UNSEC | DBFUFRR | 30.00 | 23-Dec- 26 | Fixed | 10.00% | | | 95.658 | 15.54 | | | 23-DEC & 28-DEC & 28-MAR & 23-JUN & 28-SEP & 28-JUN | | | | |
|  | LAHL-CRB-1226-221 | | BW0000005073 | LAHL/10.7 BD 20261228 SR221/1 UNSEC | DBFUFRR | 50.00 | 28-Dec- 27 | Fixed | 10.70% | | | | | | | 28-JUN & 28-DEC & 28-SEP & 28-MAR | | | | |
|  | LAHL-CRB-1227-274 | | BW0000005966 | LAHL/ 10.90 BD 20271222 SR 274/1 UN | DBFUFRR | 11.50 | 18-Dec- 27 | Fixed | 10.90% | | | 94.484 | 14.37 | | | | | | | |
|  | LAHL-CRB-1228-304 | | BW0000006790 | LAHL/ 18.00 BD 20281222 SR 304/1 UN | DBFUFRR | 5.00 | 22-Dec- 28 | Fixed | 18.00% | | | | | | | | | | | |
|  | LHL008 | | BW0000001270 | LHL/11.0 BD 20271108 SR 8/2 UNSEC | DBFUFRR | 28.85 | 08-Nov- 27 | Fixed | 11.00% | | | 99.615 | 9.42 | | | 08-NOV & 08-MAY | | | | |
|  | LHL-CRB-0626-166 | | BW0000004027 | LHL/11.2 BD 20260608 SR 166 /UNSEC | DBFUFRR | 10.00 | 08-Jun- 26 | Fixed | 11.20% | | | | | | | 08-MAR & 08-JUN & 08-SEP & 08-DEC | | | | |
|  | LHL-CRB-0626-167 | | BW0000004035 | LHL/11.2 BD 20260608 SR 167 /UNSEC | DBFUFRR | 10.00 | 08-Jun- 26 | Fixed | 11.20% | | | | | | | 08-MAR & 08-JUN & 08-SEP & 08-DEC | | | | |
|  | LHL-CRB-0626-168 | | BW0000004415 | LHL/11.2 BD 20260608 SR 168 /UNSEC | DBFUFRR | 0.30 | 08-Jun- 26 | Fixed | 11.20% | | | | | | | 08-MAR & 08-JUN & 08-SEP & 08-DEC | | | | |
|  | LHL-CRB-0626-169 | | BW0000004043 | LHL/11.2 BD 20260608 SR 169 /UNSEC | DBFUFRR | 0.30 | 08-Jun- 26 | Fixed | 11.20% | | | | | | | 08-DEC & 08-MAR & 08-SEP & 08-JUN | | | | |
|  | LHL-CRB-0626-170 | | BW0000004050 | LHL/11.2 BD 20260608 SR 170 /UNSEC | DBFUFRR | 0.30 | 08-Jun- 26 | Fixed | 11.20% | | | | | | | 08-JUN & 08-MAR & 08-DEC & 08-SEP | | | | |
|  | LHL-CRB-0628-165 | | BW0000004019 | LHL/9.5 BD 20280607 SR 165 /UNSEC | DBFUFRR | 30.00 | 07-Jul- 28 | Fixed | 9.50% | | | | | | | 07-DEC & 07-JUN | | | | |
|  | LHL-CRB-0926-183 | | BW0000004598 | LHL/11.2 BD20260915 SR 183 /1UNSEC | DBFUFRR | 7.50 | 15-Sep- 26 | Fixed | 11.20% | | | | | | | 15-JUN & 15-MAR & 15-SEP & 15-DEC | | | | |
|  | LHL-CRB-0926-184 | | BW0000004506 | LHL/11.2 BD20260915 SR 184 /1UNSEC | DBFUFRR | 7.50 | 15-Sep- 26 | Fixed | 11.20% | | | | | | | 15-MAR & 15-JUN & 15-DEC & 15-SEP | | | | |
|  | LHL-CRB-0926-186 | | BW0000004548 | LHL/11.2 BD20260918 SR 186 /1UNSEC | DBFUFRR | 1.60 | 18-Sep- 26 | Fixed | 11.20% | | | | | | | 18-JUN & 18-MAR & 18-SEP & 18-DEC | | | | |
|  | LHL-CRB-0930-189 | | BW0000004571 | LHL/10.6 BD 20300927 SR189/1 UNSEC | DBFUFRR | 17.42 | 28-Sep- 30 | Fixed | 10.60% | | | | | | | 28-MAR & 28-SEP | | | | |
|  | LHL-CRB-0930-200 | | BW0000004670 | LHL/10.6 BD 20300927 SR 200/1 UNSEC | DBFUFRR | 20.67 | 27-Sep- 30 | Fixed | 10.60% | | | 100.00 | 10.70 | | | 28-MAR & 28-SEP | | | | |
|  | LHL-CRB-1026-195 | | BW0000004621 | LHL/10.75 BD 20261009 SR195/1 UNSEC | DBFUFRR | 10.00 | 09-Oct- 26 | Fixed | 10.75% | | | | | | | 09-OCT & 09-JAN & 09-APR & 09-JUL | | | | |
|  | LHL-CRB-1026-196 | | BW0000004639 | LHL/10.75 BD 20261009 SR196/1 UNSEC | DBFUFRR | 15.00 | 09-Oct- 26 | Fixed | 10.75% | | | | | | | 09-APR & 09-JUL & 09-OCT & 09-JAN | | | | |
|  | LHL-CRB-1026-197 | | BW0000004647 | LHL/10.75 BD 20261009 SR197/1 UNSEC | DBFUFRR | 15.00 | 09-Oct- 26 | Fixed | 10.75% | | | | | | | 09-APR & 09-JAN & 09-JUL & 09-OCT | | | | |
|  | LHL-CRB-1030-199 | | BW0000004662 | LHL/10.6 BD 20300927 SR 199/1 UNSEC | DBFUFRR | 31.06 | 27-Sep- 30 | Fixed | 10.60% | | | 105.14 | 10.61 | | | 28-MAR & 28-SEP | | | | |
|  | LHL-CRB-1126-211 | | BW0000004845 | LHL/10.7 BD 20261108 SR 211/1 UNSEC | DBFUFRR | 41.68 | 08-Nov- 26 | Fixed | 10.70% | | | | | | | 08-NOV & 08-FEB & 08-AUG & 08-MAY | | | | |
|  | LHL-CRB-1126-212 | | BW0000004852 | LHL/10.7 BD 20261108 SR 212/1 UNSEC | DBFUFRR | 0.63 | 08-Nov- 26 | Fixed | 10.70% | | | | | | | 08-MAY & 08-NOV & 08-AUG & 08-FEB | | | | |
|  | LHL-CRB-1126-213 | | BW0000004860 | LHL/10.25 BD 20261110 SR 213/1UNSEC | DBFUFRR | 6.10 | 10-Nov- 26 | Fixed | 10.25% | | | | | | | 11-NOV & 09-FEB & 09-AUG & 10-MAY | | | | |
|  | LHL-CRB-1130-214 | | BW0000004876 | LHL/10.50 BD 20261111 SR214/1 UNSEC | DBFUFRR | 7.06 | 11-Nov- 30 | Fixed | 10.50% | | | | | | | 09-FEB & 11-NOV & 09-AUG & 10-MAY | | | | |
|  | LHL-CRB-1133-210 | | BW0000004910 | LHL/10.7 BD 20331108 SR210/1 UNSEC | DBFUFRR | 68.76 | 08-Nov- 33 | Fixed | 10.70% | | | 100.00 | 10.61 | | | 08-MAY & 08-NOV | | | | |
|  | PTP026 | | BW0000001718 | PTP/9.0 BD 20261129 SR 3/1 UNSEC | DBFUFRR | 70.00 | 29-Nov- 26 | Fixed | 9.00% | | | 99.192 | 9.15 | | | 29-MAY & 29-NOV | | | | |
|  | RDC-CRB-1226-06 | | BW0000004944 | RDC/ 8.8 BD 20261204 SR 6/1 UNSEC | DBFUFRR | 25.00 | 04-Dec- 26 | Fixed | 8.80% | | | | | | | 04-DEC & 04-JUN | | | | |
|  | RDC-CRB-1226-08 | | BW0000004969 | RDC/ 8.8 BD 20261211 SR 8/1 UNSEC | DBFUFRR | 20.00 | 11-Dec- 26 | Fixed | 8.80% | | | | | | | 11-JUN & 11-DEC | | | | |
|  | RDC-CRB-1227-11 | | BW0000005917 | RDC/10.16 BD 20271218 SR 11/1 UNSEC | DBFUFRR | 12.00 | 18-Dec- 27 | Fixed | 10.16% | | | | | | | 18-JUN & 18-DEC | | | | |
|  | RDC-CRB-1228-09 | | BW0000004993 | RDC/ 9.0 BD 20281211 SR 9/1 UNSEC | DBFUFRR | 50.00 | 11-Dec- 28 | Fixed | 9.00% | | | 91.761 | 9.81 | | | 11-DEC & 11-JUN | | | | |
|  | RDCP002 | | BW0000002435 | RDCP/VAR BD 20270324 SR 2/1 UNSEC | DBVUPRR | 40.15 | 24-Mar- 27 | Floating | | | | 83.78 | 7.75 | | | 24-SEP & 24-JUN & 24-MAR & 24-DEC | | | | |
|  | SBBL072 | | BW0000003300 | SBBL/VAR BD 20320707 JR72/1 UNSEC | DBVUPRR | 105.72 | 07-Jul- 32 | Floating | | | | 100.00 | 8.60 | | | 07-APR & 07-JUL & 07-JAN & 07-OCT | | | | |
|  | SBBL073 | | BW0000003292 | SBBL/8.5 BD 20320707 JR 73/1 UNSEC | DBFUFRR | 110.00 | 07-Jul- 32 | Fixed | 8.50% | | | | | | | 07-JUL & 07-JAN | | | | |
|  | SBBL074 | | BW0000003318 | SBBL/VAR BD 20270729 SR 74/1 UNSEC | DBVUPRR | 50.00 | 29-Jul- 27 | Floating | | | | | | | | 29-APR & 29-OCT & 29-JAN & 29-JUL | | | | |
|  | SBBL075 | | BW0000003326 | SBBL/8.0 BD 20270729 SR 75/1 UNSEC | DBFUFRR | 50.00 | 29-Jul- 27 | Fixed | 8.00% | | | | | | | 29-JAN & 29-JUL | | | | |
|  | SBBL-CRB-0328-76 | | BW0000003854 | SBBL/9.15 BD 20280314 SR 76/1 UNSEC | DBFUFRR | 150.00 | 14-Mar- 28 | Fixed | 9.15% | | | 95.388 | 12.50 | | | 14-SEP & 14-MAR | | | | |
|  | SBBL-CRB-0932-79 | | BW0000006619 | SBBL/12.50 BD 20320926 SR 79/1UNSEC | DBFUFRR | 220.00 | 26-Sep- 32 | Fixed | 12.50% | | | | | | | | | | | |
|  | SBBL-CRB-1128-80 | | BW0000006600 | SBBL/ 12.25 BD 20281106 SR 80/1 UN | DBFUFRR | 24.00 | 06-Nov- 28 | Fixed | 12.25% | | | | | | | | | | | |
|  | SBBL-CRB-1130-81 | | BW0000006618 | SBBL/ 12.50 BD 20301106 SR 81/1 UN | DBFUFRR | 169.40 | 06-Nov- 30 | Fixed | 12.50% | | | | | | | | | | | |
|  | SBBL-CRB-1234-77 | | BW0000005867 | SBBL/9.05 BD 20341202 JR 77/1 UNSEC | DBFUFRR | 280.00 | 02-Dec- 34 | Fixed | 9.05% | | | 91.842 | 11.82 | | | 02-DEC & 02-JUN | | | | |
|  | SBBL-CRB-1234-78 | | BW0000005875 | SBBL/ VAR BD 20341202 JR 78/1 UNSEC | DBVUPRR | 20.00 | 02-Dec- 34 | Floating | | | | | | | | 02-DEC & 02-SEP & 02-JUN & 02-MAR | | | | |
|  | SCBB010 | CA | BW0000002781 | SCBB/VAR BD 20280602 SR 10 UNSEC | DBVUPRR | 229.96 | 02-Jun- 28 | Floating | | | | 99.979 | 7.66 | | | 02-JUN & 02-DEC | | | | |
|  | WUC002 | | BW0000000736 | WUC/10.60 BD 20260626 SR 1/2 UNSEC | DBFUFRR | 205.00 | 26-Jun- 26 | Fixed | 10.60% | | | 99.754 | 10.59 | | | 27-DEC & 26-JUN | | | | |
| Corporate Bonds Total | | | | | | | | | | | | | | | | | | 0.00 | 0.00 | |
| Total Summary for 2026-04-16 | | | | | | | | | | | | | | | | | | 0.00 | 0.00 | |

#Government Bond data is reported with a one(1) day lag (as updated by Bank of Botswana)

NB. All values are quoted in BWP unless otherwise specified.

NB. For Variable Bonds, Please refer to the Pricing Supplements for the Coupon Rates

| Unit Trusts * | | | | | | |
|--|--------------|--------|------------------------------------|---------------------|----------------------------|-------------------------|
| Name of Fund | ISIN | CFI | FISN | Net Asset Value (t) | Effective Annual Yield (%) | Nominal Annual Rate (%) |
| African Alliance Botswana | | | | | | |
| African Alliance Botswana Liquidity Fund | | | | | 12.226 | 11.59 |
| African Alliance Botswana Value Fund | | | | 493.9636 | | |
| Allan Gray Botswana | | | | | | |
| Allan Gray African Bond Fund | | | | 234.85 | | |
| BIFM | | | | | | |
| BIFM Balanced Prudential Fund | | | | 261.25 | | |
| BIFM Global Sustainable Growth Fund | | | | 144.43 | | |
| BIFM Letlotlo Education Fund Class A | | | | 133.52 | | |
| BIFM Local Equity Fund | | | | 142.40 | | |
| BIFM Money Market Fund | | | | | 11.67 | 11.09 |
| BIFM Ya Masa Junior Fund Class A | | | | 180.61 | | |
| IPRO | | | | | | |
| IPRO Botswana Money Market Fund | BW0000002419 | CIOIBU | IPROMONEYMARKETFUN/ MMKT BWP | | 13.39 | 12.63 |
| Kgori Capital | | | | | | |
| Kgori Capital Balanced Fund Z | | | | 165.73 | | |
| Kgori Capital Enhanced Cash Fund B3 | BW0000002153 | CIOIBU | KGORICAPITALCASHFUN/MMKT CL B3 BWP | | 13.10 | 13.10 |
| Morula Capital Partners | | | | | | |
| Morula Bond Fund – Class I | BW0000003078 | | | 117.62 | | |
| Morula Cash Plus Fund – Class R | BW0000003367 | | | | 11.14 | 10.61 |
| Morula Global Absolute Return Fund R | BW0000003433 | | | 137.57 | | |
| Morula Global Balanced Fund R | BW0000003094 | | | 122.46 | | |
| Morula Global Equity Fund Class I | BW0000002716 | | | 126.18 | | |
| Morula Income Fund Class Z | BW0000002690 | | | | 11.19 | 10.66 |
| Morula Inflation Plus Fund Class R | BW0000003136 | | | 145.77 | | |
| Morula Local Equity Fund – Class I | BW0000003417 | | | 195.02 | | |
| Vunani | | | | | | |
| Vunani Botswana Equity Fund | | | | 236.55 | | |
| Vunani Botswana Managed Prudential Fund | | | | 335.10 | | |
| Vunani Botswana Money Market Fund | | | | | 13.84 | 13.03 |

Explanatory Notes

Green colour denotes increase in the variable has resulted from the day's trading activity, whilst red denotes a reduction in the variable has resulted from the day's trading activity.

| General | | |
|---|---|---|
| BWP | Botswana Pula | |
| Domestic Equity Table | | |
| Column | Heading | Description |
| B | BSE Code | The BSE instrument code of the security listed |
| C | TR Status | The trading status of the listed security |
| H | Bid | The best price, in Pula, that the buyers are willing to pay for the security |
| I | Ask | The best price, in Pula, that the sellers are willing to accept for their security |
| K | Open | The opening price computed as stated in Section 4.2.6 of the BSE Equity Trading Rules |
| K | Close | The closing price computed as stated in section 10.1 of the BSE Equity Trading Rules. |
| L | Last | The last price at which the securities were traded |
| M | Price change | The change in closing price between the current trading day and the prior trading day. |
| P | Volume | This is the number of securities that were traded during the trading day. |
| Q | #TRX | The number of trades that occurred during the trading day |
| R | Turnover | The value of securities that were traded during the trading day. |
| S | Issued Securities | Total number of securities that have been issued by the firm and are available to the public for trading. |
| T | Market Cap (Millions) | Total value of the company (Closing price X Issued Securities). |
| A | Logo | Logo for issuers of securities |
| D | LAS | Local Asset Status for the security as granted by the Non-Bank Financial Institutions Regulatory Authority (NBFIRA) |
| E | ISIN | International Securities Identification Numbers code |
| F | FISN | Financial Instrument Short Name code |
| G | CFI | Classification of Financial Instrument code |
| J | Prev | The previous closing price of the security |
| N | Low | The lowest price at which a trade was executed during the trading day |
| O | High | The highest price at which a trade was executed during the trading day |
| Foreign Equity Table | | |
| | | Same as Local Equity Table, except for the addition of the Local Asset Status column, which indicates whether or not a security has been granted Local Asset Status by the NBFIRA |
| Debt Securities Tables | | |
| Column | Heading | Description |
| B | BSE Code | The BSE instrument code of the security listed |
| C | Trading Status | The trading status of the listed security |
| H | Nominal Value (Millions) | The value of listed securities in issue |
| I | Maturity Date | The final payment date of a debt instrument, at which point the principal (and all remaining interest) is due to be paid |
| K | Coupon Rate | The rate at which interest is paid |
| L | Bid | The best price, that the buyers are willing to pay for the security |
| M | Ask | The best price that the sellers are willing to accept for the security |
| N | Price | The last price at which the securities were traded |
| R | Turnover | The value of securities that were traded during the day |
| S | Interest Due Date(s) | The date at which point the interest from debt instrument is due to be paid |
| A | Logo | Logo for Issuers of Securities |
| D | LAS | Local Asset Status for the security as granted by the Non-Bank Financial Institutions Regulatory Authority (NBFIRA) |
| E | ISIN | International Securities Identification Numbers |
| F | FISN | Financial Instrument Short Name |
| G | CFI | Classification of Financial Instrument code |
| J | Coupon Type | Type of interest payment |
| O | Yield | The last yield at which the securities were traded |
| P | Volume | This is the number of securities that were traded during the trading day. |
| Q | #TRX | The number of trades that occurred during the trading day |
| Trading Status of the Securities | | |
| Abbreviation | | Description |
| XD | | The security is trading ex dividind. The status shall remain until dividend is paid |
| XB | | The security is trading ex bonus. The status shall remain until bonus securities are issued and listed |
| XR | | The security is trading ex rights. The status shall remain until rights are issued and available for trading |
| Q | | Qualified Auditors Opinion |
| CA | | The security is trading under cautionary |
| CD | | The security is trading cum dividends |
| CB | | The security is trading cum bonus |
| CR | | The security is trading cum rights |
| S | | The security has been suspended from trading |
| RE | | The issuer has not published its financial information |
| H | | Trading of the security has been halted until further notice |
| DB | | Listed securities are transferred to the Default Board in the event of failure to comply with any of the BSEL Rules |
| Indices | | |
| Index ID | Index Name | Description |
| DCI | Domestic Companies Index | Includes any company which is incorporated in Botswana, listed on the BSE |
| FCI | Foreign Companies Index | Includes any company which is incorporated outside Botswana, listed on the BSE |
| DCTRI | Domestic Companies Total Return Index | Includes all companies which is incorporated in Botswana, listed on the BSE |
| LASI | Local Asset Sector Index | All domestic companies + all foreign companies awarded local asset status by the Non-Bank Financial Institutions Regulatory Authority |
| DFSI | Domestic Financial Sector Index | All domestic financial sector companies. Currently, the constituents are Afinitas, Barclays, BIHL, FNBB, Letshego, Stanchart |
| FRSI | Foreign Resource Sector Index | All foreign resource sector companies. Currently, the constituents are all companies on the Foreign Equity Board except CA and Investec |
| BBI | Composite Bond Index (Government and Corporate) | All listed local currency Government and Corporate bonds, fixed and floating rate |
| GOVI | Government Bond Index | All listed local currency Government bonds |
| The Constituent Securities for DFSI, FRSI and LASI have been defined in the Conventions and Calculation Methodology for the BSE Total Return Indices available on the BSE Website | | |

| | | |
|--|--|---|
| Green colour denotes increase in the variable has resulted from the day's trading activity, whilst red denotes a reduction in the variable has resulted from the day's trading activity. | | |
| CORPI | Corporate bond index | All listed local currency Corporate fixed and floating rate bonds |
| BBIFIXED | Composite Bond Index Government and Coporate | All listed local currency Government and Corporate bonds, fixed rate |
| Unit Trusts | | |
| Abbreviation | | Description |
| * | | Unit Trust Prices are provided by the fund managers. The BSE does not in any way check or validate the accuracy of the prices quoted but merely offers a publication service to the Unit Trust Sector.The prices of all the Funds are quoted net of fees.he Allan Gray African Bond Fund and Morula Global Equity Fund are denominated in US\$. |
| Disclaimer | | |
| | | Although reasonable care has been taken in the compilation of this report, the use of or reliance upon this information herein is at your own risk. The Botswana Stock Exchange (BSE) accepts no liability for any loss, damage or expenses incurred as a direct or indirect result or consequence of the use of or placing reliance upon the contents of this report. BSE does not represent, warrant or guarantee the accuracy, completeness or reliability of the contents of this report or that the information contained herein is always up to date. This report may not have been distributed to all its intended recipients at the same time |
| The Constituent Securities for DFSI, FRSI and LASI have been defined in the Conventions and Calculation Methodology for the BSE Total Return Indices available on the BSE Website | | |